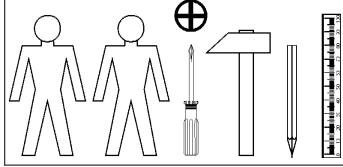
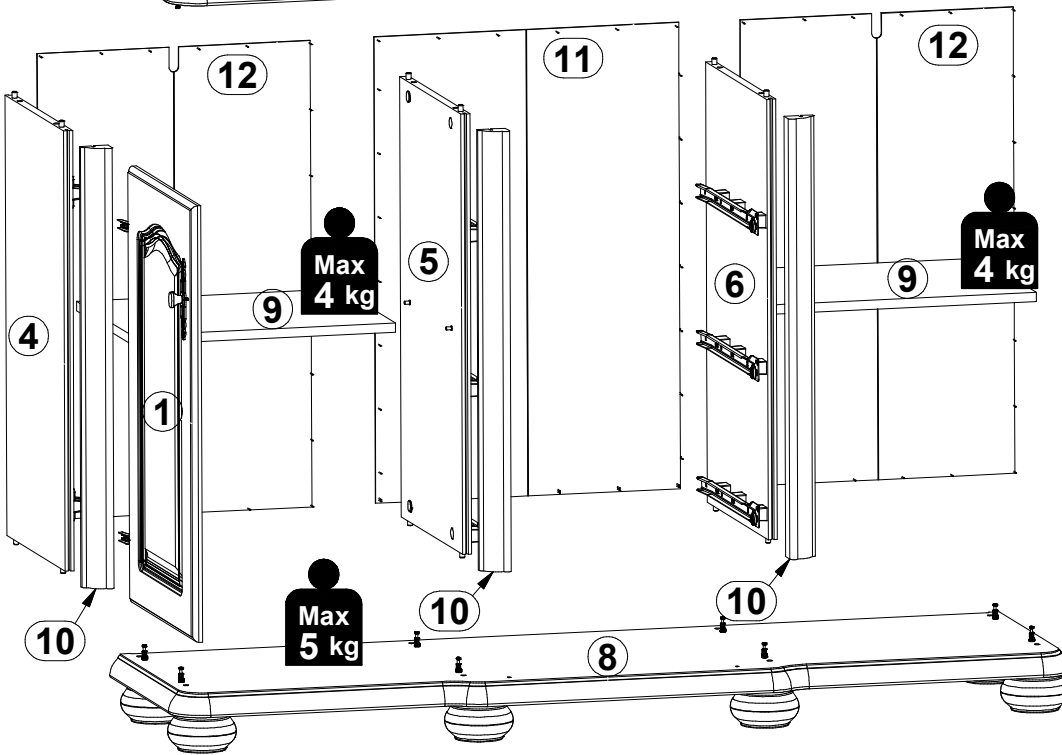

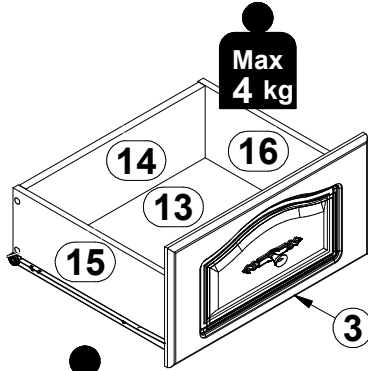
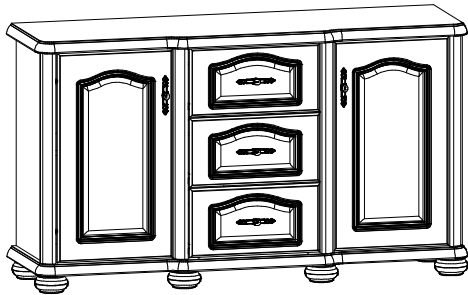




Do montáží potřebné są:
 Nezbytné během montáže:
 You need for fitting-up:
 Az Összeszereléshez szükséges:
 Počas montáže potrebne:



A	B	C1	C2	C3	D
1	S41-0010	704	396	16	4/6
2	S41-0011	704	396	16	4/6
3	S41-0013	232	446	16	4/6
4	S41-1010	710	358	15	1/6
5	S41-1014	710	375	15	1/6
6	S41-1015	710	375	15	1/6
7	S41-2006	1480	436	38	3/6
8	S41-2007	1480	436	38	3/6
9	S41-3005	433	343	15	2/6
10	S41-5002	710	47	32	5/6
11	S41-9315	752,	501,	2,5	1/6
12	S41-9304	752,	449,	2,5	1/6
13	WSP-9303	908,	358	2,5	2/6
14	ZS7-5046	403	140	15	2/6
15	ZS7-513	350	140	12	2/6
16	ZS7-514	350	140	12	2/6



4x a172	4x b85	5x c69	8x d1 φ5x17 mm	2x d4 φ6,3x15 mm	18x e16 φ6x30 mm	12x e19 φ5x9 mm	16x f1 φ8x30 mm	1x z1
12x f11 46x18,4 mm	12x f25 φ6,3x40 mm	6x f27 φ10x40 mm	5x j8 M4x25 mm	6x k47 φ110x58/62 mm	80x l1	8x p51 φ3,5x15 mm	16x r1 φ1,5x12mm #16	12x r15 φ12x10,5mm #12
28x r42 20/11	16x s2 Ø16	18x w36 h=18 mm	3x w45 CL 350 mm	3x w45 CR 350 mm	3x w45 DL 350 mm	3x w45 DR 350 mm	1x y1/2 GLUE	
					2x p17 Ø5x60 mm	2x n14/2 88x21x15/1,5	2x f35 Ø10x50 mm	4x p38 Ø3,5x16 mm

